

## ONLINE PAYMENT PROCEDURES

We accept online payments and Bond forms at - <https://tallmanins.epaypolicy.com/>

Sign In

Sign Up

1. You have the option to sign up for an Epay account, but its not required.

2. Complete all Highlighted Yellow fields as seen below.

- Payer Name
- Email Address
- Do you have an account number? answer **NO**
- Zip Code
- Notes - add description of what is being included

3. Upload Consolidated Form and Questionnaires



### Payer Information

Payer Name VFW Department of	Email Address email@online.com
---------------------------------	-----------------------------------

### View Invoices

Do you have an account number? No	Account Number Account Number
Zip Code Zip Code	

Search Invoices List  
Filter list by invoice #, amount, date, etc.

Clear All

Pay All

Displaying 1 Invoices

Invoice # ↑↓	Name ↑↓	Due Date ↑↓	Amount ↑↓	
Not Invoiced	Click to manually input the amount		\$0.00	Add

Total of Selected Pay Now Invoices: **\$0.00**

Notes  
Add description - example "Quartermaster Bonds" or "Club Manager Bonds"


### Attachments


Upload Documents

No Attachment Uploaded

4. Payment Select Credit Card or ACH - enter payment information
5. Check I am not a robot box and Complete Payment

### Payment Details

 Credit Card

 ACH





Amount	Fee	Total
\$0.00	\$0.00	\$0.00

Card Holder Name

Card Holder Name

Card Number

Card Number



Valid Through

CVV

Postal Code

MM/YY


CVV

Postal Code

☐ Save my credit card details for future use.

By clicking "Complete Payment", I authorize Tallman Insurance Agency Inc. to charge my account.

☐ I'm not a robot

  
reCAPTCHA  
[Privacy](#) [Terms](#)

Complete Payment